

INSTRUCTIONS: Print page 1 (this page) on a thick white piece of paper. Turn over and feed through printer again to print page 2 on the same paper. Repeat a second time. Cut out squares along dotted lines. Laminate the squares at a local art store if desired.

HOW TO PLAY: Lay out squares on table with the logo side facing up. Jumble up their locations. Each player gets to choose two squares by flipping them over. If they match, set aside and go again. If not, the other player(s) get a turn. When all matches are found, the player with the most matches wins. This game teaches kids visual computation and memory skills.


COLETTE




QUINCY



BABATUA



POKEY




ZOOMBA



ANTONIO

RENALDA



FRICK & FRACK



BUBBA



XIANG & FAN



ERNESTO



OSCAR





DO-IT-YOURSELF MEMORY GAME!

